



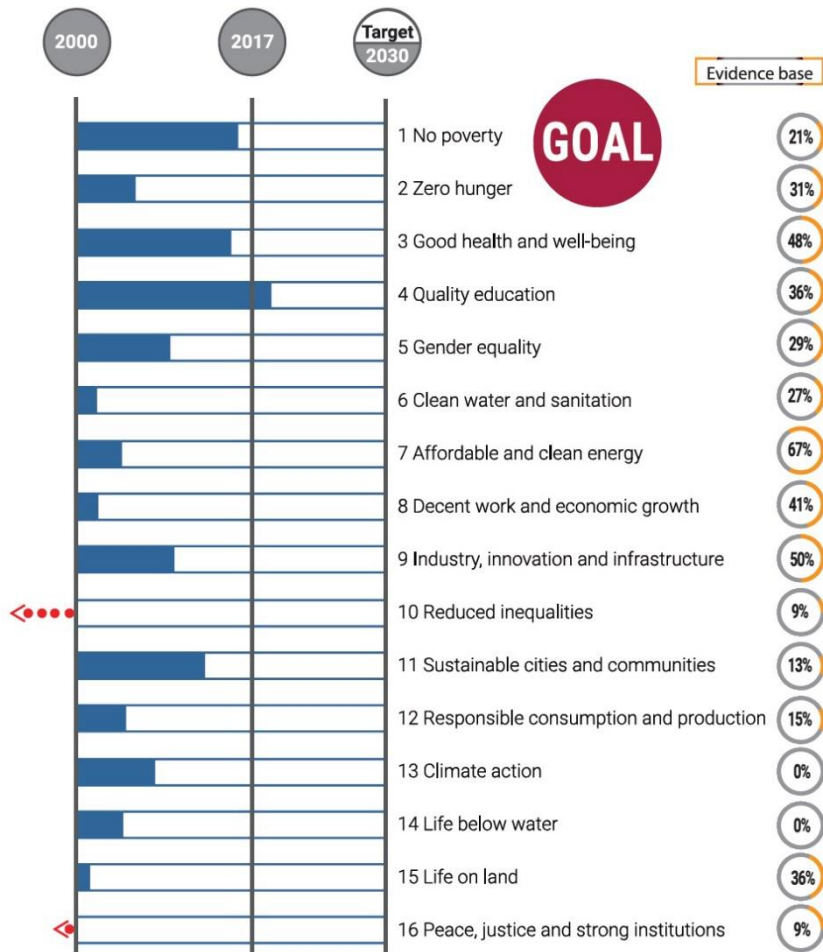
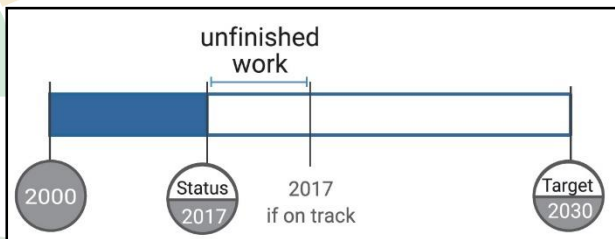
The 2030 Agenda in Asia and the Pacific

Ms. Armida Salsiah Alisjahbana
Under-Secretary-General of the United Nations and
Executive Secretary of ESCAP
Jakarta, December 17, 2018

Snapshot of SDG Progress: Asia and the Pacific



Technical note:



Key messages

Asia and the Pacific has unfinished work and needs to increase the pace of progress

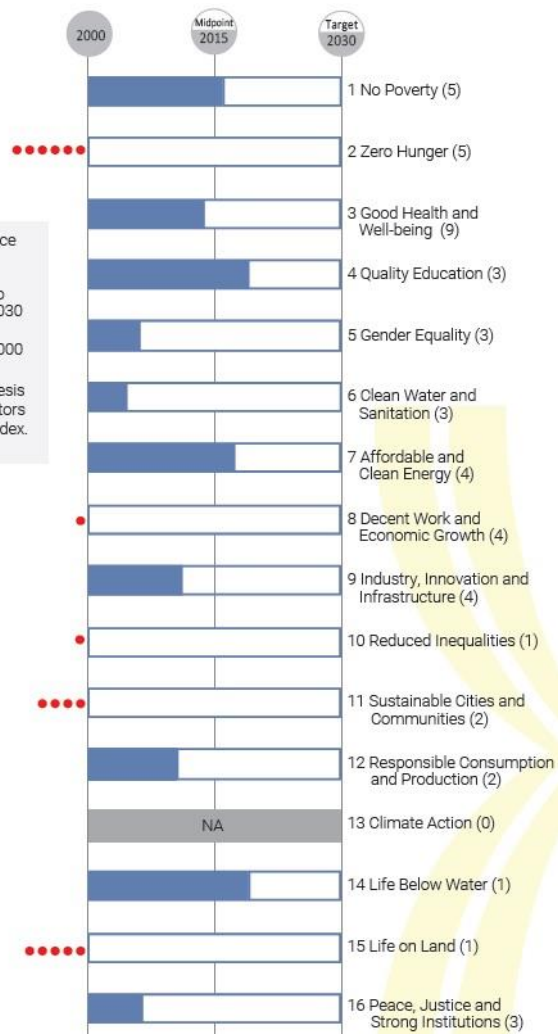


Uneven
across goals/targets

The region is making satisfactory progress on a few SDGs, but it is only on track for Goal 3 and regressing on two goals

Unequal
across sub-regions

Inter and Intra-regional disparities highlight the need for policy prioritizations at the sub-regional level

Snapshot of SDG Progress: ASEAN (2015)



Snapshot of SDG Progress: ASEAN

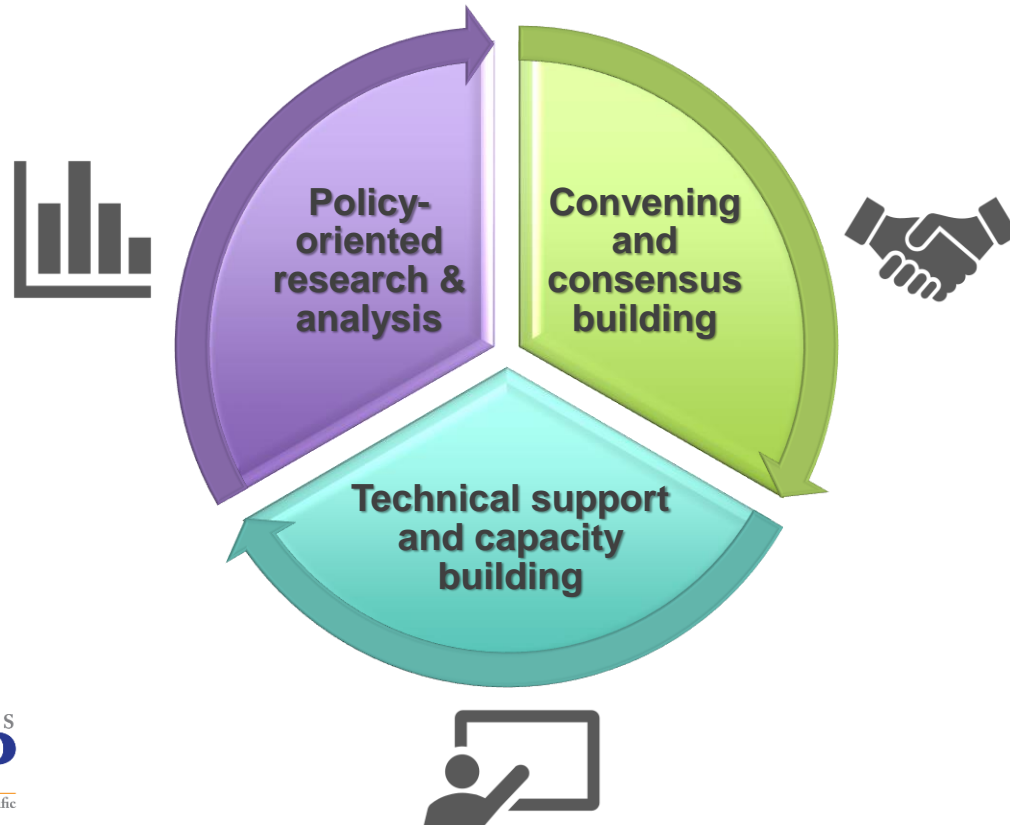
Progress in four areas:

- Poverty eradication
- Quality education
- Affordable & clean energy
- Life below water

Deteriorated situation in five areas:

- Food security & zero hunger
- Decent work & equitable economic growth
- Reduced inequality
- Sustainable cities & communities
- Life on land

Mainstreaming the 2030 Agenda into regional and sub-regional cooperation and integration



Regional cooperation for implementing the 2030 Agenda




Asia-Pacific Forum on Sustainable Development

- Annual, inclusive and intergovernmental
- Support follow-up and review, assess progress and enable peer learning
- Supported by 5 sub-regional preparatory meetings



Regional Road Map for Implementing the 2030 Agenda in Asia and the Pacific

- Spells out priority areas for regional cooperation to achieve the SDGs



Supporting Voluntary National Reviews

- Assist countries in preparing Voluntary National Reviews, through support to stakeholder engagement, policy coherence and data & statistics



Keep up to date at <http://www.unescap.org>



twitter.com/unescap



facebook.com/unescap



youtube.com/unescap



UNESCAP online database: http://data.unescap.org/escap_stat/

Annexes



Will the region be able to achieve the targets by 2030?

GOAL 1	International poverty	National poverty	Spending on essential services			
GOAL 2	Prevalence of undernourishment	Prevalence of stunting	Prevalence of malnutrition	Agriculture orientation index		
GOAL 3	Maternal mortality	Births attended by skilled personnel	Under-5 mortality	Neonatal mortality	HIV infections	Tuberculosis incidence
	Malaria incidence	Mortality from NCDs	Suicide mortality	Road traffic death	Unintentional poisoning (mortality)	Health worker density
GOAL 4	Organized learning (before primary)	Inequality indices for education	Organized teacher training			
GOAL 5	Women in parliaments & local governments	Women in managerial positions				
GOAL 6	Safely managed drinking water	Safely managed sanitation				
GOAL 7	Access to electricity	Reliance on clean energy	Renewable energy share	Primary energy supply		
GOAL 8	Real GDP per capita (growth)	Commercial bank & ATM	Real GDP per employed (growth)	Material footprint	Domestic material consumption	Unemployment rate
GOAL 9	Manufacturing value added	Manufacturing employment	CO ₂ emissions intensity	R&D expenditure	Medium & high-tech industry VA	Mobile network coverage
GOAL 10	Gini coefficient	Labour share of GDP				
GOAL 11	Urban slum population	Economic loss from disasters				
GOAL 12	Material footprint	Domestic material consumption				
GOAL 13	GHG emissions	CO ₂ emissions per manufacturing VA				
GOAL 14	Ocean Health Index					
GOAL 15	Forest area (% of land)	Terrestrial & freshwater biodiversity	Mountain biodiversity	Red List Index		
GOAL 16	Intentional homicide	Corruption Perception Index				

- Current rate of progress needs to be MAINTAINED to meet the target
- Need to ACCELERATE current rate of progress to meet the target
- Current trend needs to be REVERSED to meet the target

SDG Data Portal enables users to



Access Data

Browse and download SDG global indicators structured by goals and targets. Indicators for which data are not yet available are denoted in light grey and cannot be selected. The list includes indicators that are part of the official Global SDG framework, as well as supplementary indicators (additional disaggregation, alternative data sources, calculated trends and populations affected).

GET DATA



Compare Countries / Regions

Put side-by-side and compare two areas (country or group of countries) for any given SDG indicator. Display as charts and tables the similarities or differences between countries, or the relative performance of a country with the Asia-Pacific or world averages.

COMPARE DATA



SDG Profiles

Get an overview of a country/region performance across all 17 SDG goals by comparing latest available data with an earlier reference year 2000 for a list of selected indicators.

VIEW PROFILE



Learn How to

Refer the following links to learn how to perform your tasks more efficiently.

- Access Data
- Compare Data
- Statistical Profiles



Methods & Definitions




Get information about the statistical indicators (sources, definition, classification used), country group composition and statistical methods used in compiling data.

LEARN MORE

Policy-Oriented Research and Analysis



Knowledge Products



Data Portals



Technical support and capacity building



Rapid Response Facility



Data & Statistics



VNRs



Connectivity & Trade



Addressing transboundary issues



Disasters



Clean Air

Implementing norms and agreements



Disabilities